




Toll Free: 800.806.3548
 Tel: 916.394.2800
 Fax: 916.394.2809
 Email: sales@flightlight.com
 Web: www.flightlight.com

FSU1000 Universal Flasher

FL-81002 (with device box)
 68-FSU1005 (w/o device box)



The FSU1000 incorporates an onboard adjustable flash rate of 10 to 100 FPM and a universal input voltage in one device. Its circuitry is encapsulated and is capable of controlling loads of up to 20A. The versatility of the FSU1000 makes it ideal for applications where various flash rates and operating voltages are required.

Operation

When input voltage is applied to terminal 2 and the load (lamp), the load energizes steadily. When input voltage is applied to terminal 3, the output flashes. Optional Low Current Switch (S1)
 This low current switch could be a limit switch or contact. While open, the operator sees the load (lamp) ON and operating. When the limit switch closes, the load (lamp) flashes to attract attention.

Features:

- All solid state – no moving parts or contacts
 - Onboard adjustable flash rate
 - Loads up to 20A
 - High inrush up to 200A
 - Universal voltage 24 to 240VAC
- Approvals:

Auxiliary Products:

- **Female quick connect:**
 P/N: P1015-13 (AWG 10/12)
 P/N: P1015-64 (AWG 14/16)
 P/N: P1015-14 (AWG 18/22)
- **Quick connect to screw adaptor:**
 P/N: P1015-18

Available Models:

- FSU1000
- FSU1003
- FSU1004

Order Table:

Rating	Inrush Rating	Part Number
1A	10A	FSU1000
6A	60A	FSU1003
10A	100A	FSU1004
20A	200A	FSU1005

Specifications:

Technical Data

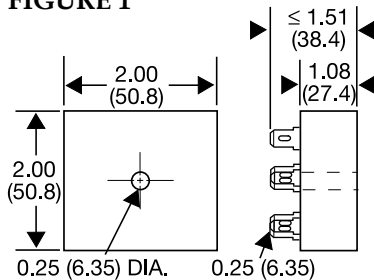
Operation	ON/OFF recycling solid-state flasher (continuous duty)
Flash Rate	Adjustable 10 - 100 FPM
ON/OFF Ratio	≈ 50%
Input	
Range/Frequency	24 to 240VAC/50/60Hz
Output	
Load Type	Inductive, resistive, or incandescent
Maximum Load Rating	1, 6, 10, or 20A steady state
Inrush	10 times steady state current

Mechanical

Mounting*	Surface mount with one #10 (M5 x 0.8) screw
Dimensions	2 x 2 x 1.21 in. (50.8 x 50.8 x 30.7 mm)
Termination	0.25 in. (6.35 mm) male quick connect terminals
Protection	
Circuitry	Encapsulated
Environmental	
Operating / Storage Temperature ..	-20° to 60°C (240VAC +50°C) / -40° to 85°C
Weight	1A units: ≈ 2.4 oz (68 g) ≥ 6A units: ≈ 3.9 oz (111 g)

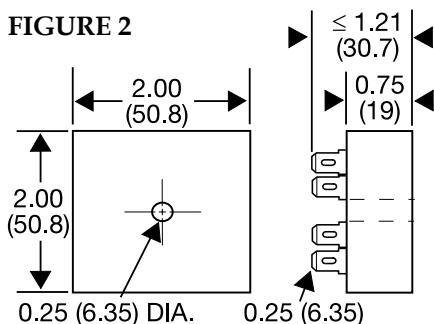
*Units rated ≥ 6A must be bolted to a metal surface using the included heat sink compound. The maximum mounting surface temperature is 90°C.

FIGURE 1

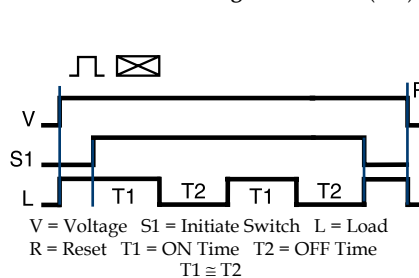


*If unit is rated @ 1A, see Figure 2

FIGURE 2



Flasher Function Diagram: Flasher (NC)



FSU1000 Series Connection Diagram

