



**Flight Light Inc.**  
 2708 47th Ave.  
 Sacramento, California, U.S.A.  
 95822-3806



**PH (916) 394-2800**    **FX (916) 394-2809**  
**TF (800) 806-3548**    **EM info@flightlight.com**

**FAA L-867 Light Base,  
 Base Plates, Blank Covers,  
 Spacers, Extensions & Mounting Stakes**

**L-867 Light Base  
 Compliance and Applications**

FAA: AC 150/5345-42

L-867 Non-Load Bearing

Our FAA approved, non-load bearing light bases are designed for locations which experience occasional light vehicular loading, but no aircraft or other heavy vehicular load. The base typically supports an elevated taxiway light fixture and houses a powering isolation transformer. It can also be used solely as a junction box or transformer housing.

**Non-Load Bearing Standard**

**FAA L-867 Sizes:**

- B=12" diameter (10-1/4" bolt circle)
- D=16" diameter (14-1/4" bolt circle)
- E=24" diameter (14-1/4" bolt circle)

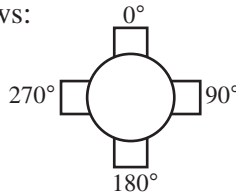
**Standard Height:** 24"

**Material:** Hot dipped galvanized steel standard. Also available in PVC, adjustable PVC and adjustable steel.

**Conduit Openings:** Grommets to accommodate 2" PVC standard. Hubs available. Other opening sizes are

available.

**Conduit Locations:** Locations are designated based on a 360 degree circle as follows:



0° and 180° are standard. All conduit locations must be specified at time of order. Center of standard opening is 2-1/2" above the bottom of the light base.

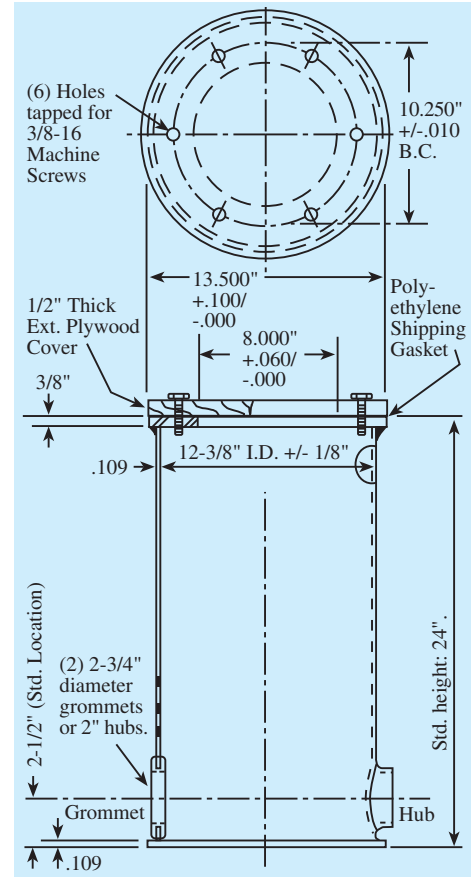
**Shipping Info:** Shipped with 6 stainless steel bolts and a protective 1/2" thick plywood cover.

**Options:** Must be specified.

**Grounding:** Grounding straps must be specified at time of order. Internal, external or both are available.

**Drain holes:** 3/4" drain hole standard. Other sizes available. Please specify.

**Other options:** Please specify as needed.



L-867 Size B Light Base

**L-867 Light Base Ordering Code**

Config.	Weight*	Cube	Configuration		Conduit Openings		Options		
			Type	Size/Material/Dia./Height	Type	Standard Locations	Ground Strap	Drain Hole	Other
L867 BG	45	2.0 cf	867	B=Steel/12" Dia./24" Height	G=Grommets for 2" PVC	2 (0°/180°)	0=None	0=None	0=None
L867 BH	50	2.0 cf	867	D=Steel/16" Dia./24" Height	H=Hubs for 2" PVC	3 (0°/90°/180°)	I=Internal	D=3/4" hole	S=Specify
L867 DG	67	5.3 cf	867	E=Steel/24" Dia./24" Height	J=Special grommet size	4 (0°/90°/180°/270°)	E=External	E=1" hole	
L867 DH	72	5.3 cf	867	S=Specify, for example PVC/Diameter/Height	K=Special hub size	S (Specify, extra cost)	Q=Internal & External	S=Specify	
L867 EG	118	8.0 cf							
L867 EH	123	8.0 cf							

Bid Item	Qty.	Prefix	Typical light base configuration for an L-861 elevated taxiway edge light.						
	30	867	B	G	2	0	D	0	
	30	867							
	30	867							
	30	867							
	30	867							

\* Steel bases.

**Visit our web site: [www.flightlight.com](http://www.flightlight.com)**



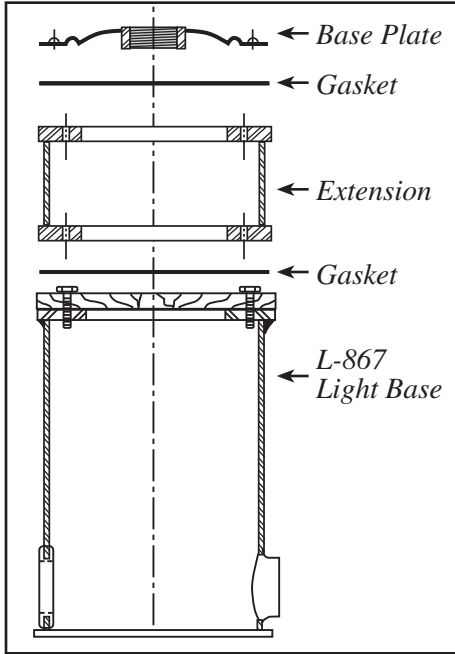
Flight Light Inc.  
2708 47th Ave.  
Sacramento, California, U.S.A.  
95822-3806



PH (916) 394-2800  
TF (800) 806-3548

FX (916) 394-2809  
EM info@flightlight.com

## FAA L-867 Light Base, Base Plates, Blank Covers, Spacers, Extensions & Mounting Stakes



L-867 Installation Configuration

### L-867 Base Plate

- Mounts on an L-867 Size B, D or E light base to allow the installation of an elevated light.
- 12" (10.25" B.C.) and 16" (14.25" B.C.) diameter base plates with 1.5" NF or 2" NPS tap.
- Corten aluminum or steel construction with aviation yellow enamel finish.
- **Included:** Neoprene gasket, steel L-830 secondary cable clamp and connector screws.

### L-867 Spacers and Extensions

- Spacer height: 1/16" to 1-5/8".
- Extension height: 1-3/4" to 8".
- Steel construction with hot dip galvanized finish.
- Gasket sold separately.

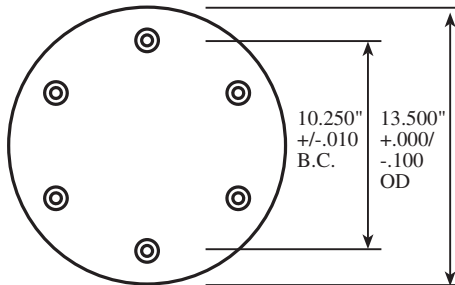
### Base Plates

Bid	Qty.	P/N (Description)
		30-1935 (12" dia., 1.5"NF tap)
		30-1932 (12" dia., 2"NPS tap)
		30-2935 (16" dia., 1.5"NF tap)
		30-2932 (16" dia., 2"NPS tap)

### Spacers and Extensions

Product	P/N
<i>From 1/16" to 1-5/8"</i>	
L867B Spacer (10"-14" BC)	30-2006-XX
L867D Spacer (14-1/4" BC)	30-6003-XX
<i>From 1-3/4" to 8"</i>	
L867B Extension (10"-14" BC)	30-2007-XX
L867D Extension (14-1/4" BC)	30-6004-XX

*XX = Thickness in 1/16's  
(eg. 04=1/4")*



Blank Cover for L-867 Size B Light Base

### L-867 Blank Cover

- Mounts on an L-867 light base when it is used as a junction box or transformer housing.
- Steel construction with hot dip galvanized finish.
- Specify thickness in number of 1/16's: .375" (6/16), .5" (8/16), .625" (10/16), .75" (12/16), 1" (16/16), 1.25" (20/16).
- Bolts and gaskets sold separately.

Bid	Qty.	P/N (Description)	Thick in # of 1/16's
		30-1000 (12" dia., L867B)	
		30-2000 (16" dia., L867D)	



Mounting Stake (P/N 30-2102)

### Mounting Stake

- Mounting stake is driven into the ground to provide a stable base for elevated lights.
- 3.5" diameter hub with 1.5"NF or 2" NPS tap and 30" long 3/16" steel angle.
- Cable clamp and (3) 10-24 stainless steel screws included.

Bid	Qty.	P/N (Description)
		30-2105 (1.5" NF tap)
		30-2102 (2.0" NPS tap)

Printed in the U.S.A.

**Visit our web site: [www.flightlight.com](http://www.flightlight.com)**